








Wattage	Connector Type	Connector Quantity per cable	Cable Quantity	Cable Length	
Toughpower GF3 1350W	Main Power (24Pin)		1	1	600mm
	ATX 12V (8/4+4Pin)		1	ATX 12V 8Pin x1 ATX 12V 4+4Pin x1	700mm
	PCIe (6+2Pin)		2	3	500mm + 150mm
	PCIe (12+4Pin)		1	1	500mm
	SATA		3	4	500mm + 150mm + 150mm
	Peripheral		4	1	500mm + 150mm + 150mm + 150mm
	Floppy Adapter		1	1	150mm